

A decorative graphic on the left side of the slide, consisting of overlapping blue, red, and yellow squares with a black crosshair.

LOVING LEARNING

Phonics assessment Evening

29th January 2020



Aims of our Meeting

- How we assess the children in all areas of learning.
- To explain what phonics is.
- To share the format of and approach to the Statutory Phonics Screening Check in Year 1.
- To offer guidance on how you can support your child at home.



How do we make assessments?

- Collecting evidence all day every day.
- Reading 1:1, in a group or conversations during story time.
- Written pieces of learning.
- Talking to the children.
- Working alongside the children.
- Observations of activities.



Assessment Language

At the end of Year 1 your child will either be:

- **Greater depth** – deep understanding and can apply skills independently across all areas of the curriculum
- **Expected** – secure understanding and can apply skills independently
- **Working towards**– consolidating understanding and can apply skills with increasing independence
- **Growing development**– beginning to develop understanding and can apply skills with support
- **P scale** – following a differentiated curriculum to meet personal learning needs



What is phonics?


- Children need to know that words are represented by graphemes (how each letter is written) and phonemes (the sounds they make).
- Some phonemes are made up of two or more graphemes
 - Digraphs – qu, sh, ch, ng, ai, ea, oo,
 - Trigraphs - igh, air, ear, ure
 - Split digraphs – i-e, e-e, a-e, o-e, u-e
- Children need to be able to **segment** a word using their robot arms and then **blend** it back together to say the whole word.
- There are around 40 different sounds to learn.

- 
-
- dog
 - chat
 - strong
 - chair

Key stage 1

Phonics screening check

Pupils' materials



Screening check: answer sheet

Check responses: Please tick the appropriate box for each word. The use of the optional column is optional.

Section 1			Section 2		
Correct	Incorrect	Comment	Word	Correct	Incorrect
			jigh		
			woats		
			nird		
			phope		
			glips		
			floost		
			splam		
			strobe		
			stair		
			haunt		
			lied		
			wove		
			drank		
			treats		
			scram		
			stroke		
			arrow		
			forest		
			wishing		
			brighter		
Total correct					




What is the phonics screening check?

- The aim of the check is to ensure that all children are able to use phonics confidently to support their reading and to identify children that might need extra support with this.
- The phonics screening check week is Monday 8th June onwards - please do not plan to be away during this time.
- The phonics screening check is statutory. Every Year 1 child in England takes part.
- Children will either meet the expected standard or not – for the last few years the pass mark has been 32 out of 40.
-
- Parents will be informed if their child has met the expected standard in the end of year report.
- Children who do not meet the standard in year 1, retake the screening in year 2. There will be an opportunity to discuss this with your child's class teacher at the end of the year.


'Alien' words

- 'Alien' words are used to check that children can segment and blend a non word using their phonic knowledge.

glips



floost



splam



stribе



Phonic Mats

Phase 3 Sound Mat



Back of your child's reading diary.

Phase 5 Sound Mat



How can you help at home?

- Encourage your child to use their sound mat when writing and use their robot arms to sound out words.
- Children can practise their phonics by playing games online. The children particularly like 'Buried Treasure' on phonics play.
- Oxford Owl



<http://www.phonicsplay.co.uk>





How can you help at home?

- REMEMBER: Phonics is not the only thing needed to become a fluent reader.
- Please continue to read with your child each night (or as often as possible) and encourage them to:
- Sound out/ model sounding out (segmenting and blending)
- Re-read to check it makes sense.
- Use pictures for clues.
- Ask questions about the book.
- Read to your child.
- Share amazing texts with your children and most importantly ENJOY READING!



Thank you for joining us this evening

Any questions?

