

**Autumn 1 – The Wonderful World of Julia Donaldson**







**Year 1 Optional home learning**

This is a takeaway menu of home learning for you and your child to choose from should you wish to complete any learning activities together at home. Please share anything that you do complete with us via your child’s Tapestry account.



We look forward to seeing what you have been up to.

<p>Use a computer or tablet to find out facts about the author Julia Donaldson. Write your facts down and take a photo so that we can share them in class.</p> 	<p>Go on a technology hunt around your house. Take some photos or make a list of the different types of technology that you find. For example, washing machine, DVD player, electric toothbrush, digital radio, kitchen scales or remote control car.</p> 	<p>Share your favourite Julia Donaldson book with your family. Why is it your favourite? Draw a picture of your favourite character and label it if you can.</p> 
<p>Go on a nature walk and collect interesting natural things that you find. How many different trees can you spot? Do you know the names of any of them?</p> 	<p>Draw a simple map of your bedroom. Where is your bed? Where is the door? What else is in your bedroom? You could add some labels to the different items in your bedroom too.</p>	<p>To reinforce the learning that we shall be completing in Maths Blast this half term, why not try some of the subitising activities outlined in the attached document? Let us know how you got on with playing them via Tapestry.</p>

Please read as often as possible with your child and learn your common exception words for Year One which are available in a list on Tapestry.