






Spring 2 – Into the Woods

Year 1 Optional home learning

This is a takeaway menu of home learning for you and your child to choose from should you wish to complete any home learning. Please upload onto Tapestry anything that you create to share with the class.

<p>Go for a nature walk with your family and look for signs of Spring. What did you see? How are the things that you <u>have</u> noticed, different to your observations in Autumn time?</p> 	 <p>Login to Education City. Explore and play a variety of the Year 1 activities available. These activities reinforce the learning that has been happening in the classroom in a fun, interactive way.</p>	<p>Visit the local library and borrow some non-fiction books about animals. Can you show your grownups at home how to use a contents page? What new facts can you find out about different animals? We would love to hear your animal facts on Tapestry.</p>
 <p>Look carefully at Henri Rousseau's 'Tiger in a Tropical Storm.' Have a go at re-creating your own version of this picture using any art materials that you have at home – crayon, felt tips, paint or collage.</p>	<p>Measure the height of everyone in your family. Who is shorter than you? Who is taller than you? Who is the shortest and tallest in your family?</p> 	<p>Make a fact file of your favourite animal. You could include information about what the animal looks like, where it lives, what it eats (carnivore, herbivore or omnivore) and which group it belongs to (mammal, fish, bird, retile or amphibian.) You could design the fact file yourself or use a computer to help you.</p>

Please read every day and learn your common exception words for Year 1 which are on Tapestry for you to refer to. Practising your number bonds up to 20 would also be really helpful. Thank you.

Remember that you have e-books on your Bug Club account which you can share with your grownups at home too.