

TELFORD INFANT SCHOOL LOVING LEARNING

Every child to be an inquisitive, resilient and successful learner who is eager for their next challenge.

Phonics in Reception

November 2019



Aims of this session

- To provide an insight into our approach to teaching phonics in Reception.
- To give ideas for supporting phonics at home and keeping it fun.



What is phonics?

- **Linking sounds and letters**
- **Segmenting (for spelling)**
- **Blending (for reading)**
- **Reading 'tricky words'**



Reading ELG

Children read and understand simple sentences. They use phonic knowledge to decode regular words and read them aloud accurately. They also read some common irregular words. They demonstrate understanding when talking with others about what they have read.



Writing ELG

Children use their phonic knowledge to write words in ways which match their spoken sounds. They also write some irregular common words. They write simple sentences which can be read by themselves and others. Some words are spelt correctly and others are phonetically plausible.



Key Vocab:

- Phoneme - sound
- Grapheme - letter shape
- Digraph- two graphemes making one phoneme (sound) ie ch
- Trigraph - three graphemes making one phoneme ie igh.



Order of phonemes taught

Phase 1- Focus is on listening games, alliteration, rhyme, sounds in the environment, rhythm of words.

Phase 2- Refer to reading diary. Set order so CVC words can be made from beginning. Mr

Thorne Does Phonics

<https://www.youtube.com/watch?v=LITw0oiLNys>

Phase 3- Introducing digraphs and tri graphs



Phonics at Telford

- Daily phonics session
- Learn action to match each phoneme- using action
- Learn to match phoneme and grapheme
- Learn to name grapheme
- Begin to practise forming letter
- Introduce common exception words ie; the to no go I

<https://www.youtube.com/watch?v=uGe8mq97cYE>

Set 1



S

(Tune: *The Farmer in the Dell* Track 1)

The **snake** is in the grass.

The snake is in the grass.

/sss/! /sss/!

The snake is in the grass.



Action: Weave your hand in an 's' shape, like a snake, and say ssssss.






Phonics - How you can help

- Watch Mr Thorne does phonics or Cbeebies Alphablocks.
- Play games on Phonics Play www.phonicsplay.co.uk
- Play games like “I spy”, hunt the phoneme, bingo style games
- Orchard games



Reading

- Daily opportunities for reading
- Sound buttons
- Common exception words – 'tricky words'
- 1:1 reading
- Shared Reading - practise skills





School reading book

- Look at, and talk about, the cover and the pictures
- Segment CVC/ 3 letter words
- Look for 'tricky words'
- Play games finding phonemes and words
- Write words and sentences from the book
- Look for words that your child recognises in other books too



Reading- How you can help

- Read as much as possible to your child
- Recite lots of nursery rhymes together
- Make up silly sentences and rhymes
- Let your child see you read
- Look for words and letters when you are out and about
- Sing the alphabet
- Find interactive texts and stories online
- Buy a magazine that is of interest to your child regularly and share it with them
- Find out information together
- Encourage your child to listen to story CDs
- Try to read, or tell, a bedtime story every day

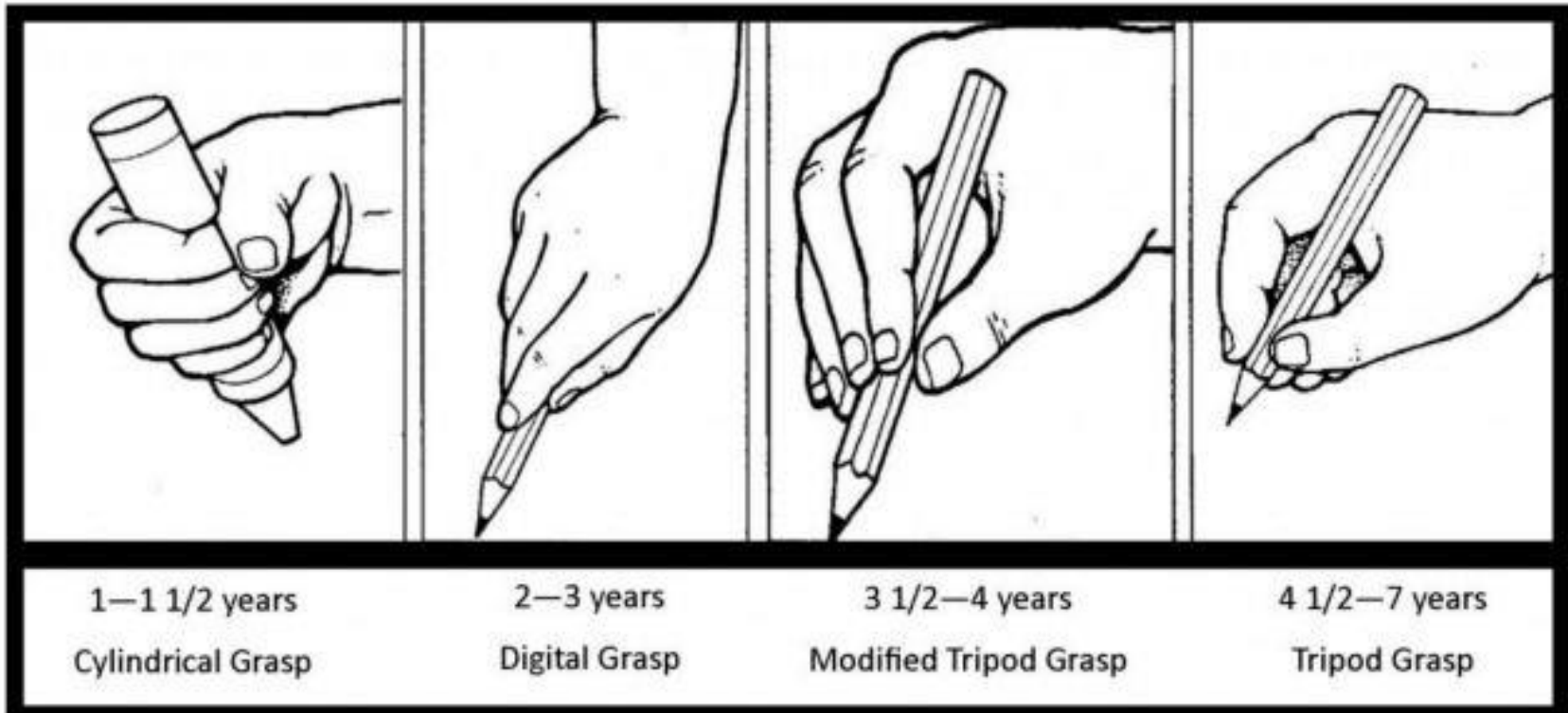


Stages of Writing


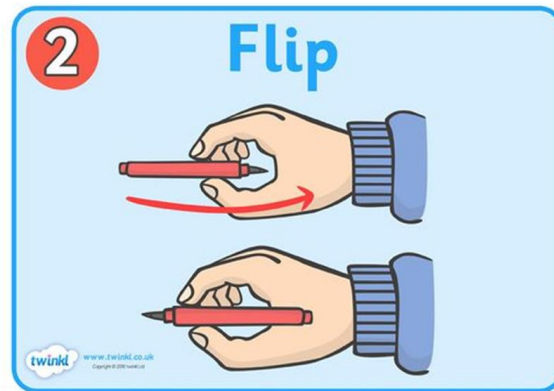
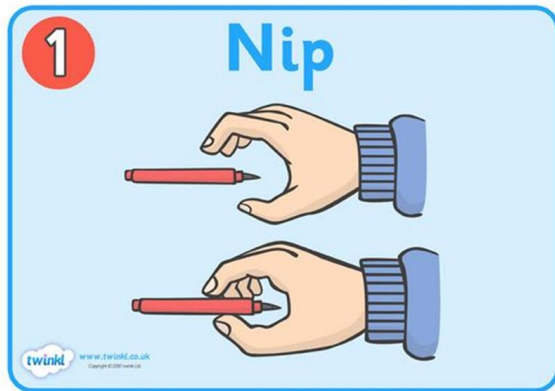
- Mark making
- Emergent writing
- Hear and write initial sounds
- Hear and write initial and final sounds
- Writing CVC words- “Robot Talk”
- Lots of opportunities for purposeful writing each day
- All writing is valued

Fine Motor

- Stages of pencil grip



Nip, flip and grip





Fine motor – How you can help

- Building with and fixing together Lego bricks
- Attaching clothes pegs onto anything
- Rolling playdough into sausages and small balls
- Threading beads onto pipe cleaners/ laces
- Using hole punchers and small staplers
- Scrunching up newspaper into balls
- Tracing activities
- Dot to dots
- Mazes
- Pushing macaroni pieces onto vertical uncooked spaghetti
- Picking up little objects with tweezers



Writing-How you can help

- Value everything that your child 'writes'
- 'Write' letters everywhere
- Give children a range of mark making equipment
- Colour pictures with your child
- Write for your child (scribing)
- Ask children to write their names in birthday and Christmas cards
- Try to find 'real' reasons for writing
- Please always use lower case letters unless you need a capital letter at the beginning of a name



Further support

Useful websites:

- www.phonicsplay.co.uk
- [Mr Thorne does phonics](#)
- www.oxfordowl.co.uk- free books
- Active learn- bug club/ phonics bug
- Any questions?