

## Autumn 1 – The Wonderful World of Julia Donaldson






### Year 1 Optional home learning

This is a takeaway menu of home learning for you and your child to choose from should you wish to complete any learning activities together at home. Please share anything that you do complete with us via your child's Tapestry account.



We look forward to seeing what you have been up to.

<p>Use a computer or tablet to find out facts about the author Julia Donaldson. Write your facts down and take a photo so that we can share them in class.</p> 	<p>Create a picture of The Gruffalo using whatever art materials you have at home. For example, this could be naturally found resources such as leaves, twigs and stones, or paint, crayons, felt tip pens or collage materials. You could also make a model of The Gruffalo from playdough or junk.</p>	<p>Share your favourite Julia Donaldson book with your family. Why is it your favourite? Draw a picture of your favourite character and label it if you can.</p> 
<p>Go on a nature walk and collect interesting natural things that you find. How many different signs of Autumn can you see?</p> 	<p>In our science learning we shall be finding out about materials. How many different objects can you find in your house made from wood, metal, plastic and glass? Make a list of the objects that you find.</p>	<p>To reinforce the learning that we shall be completing in Maths Blast this half term, why not try some of the subitising activities outlined in the attached document? Let us know how you got on with playing them via Tapestry. Added to Tapestry</p>

Please read as often as possible with your child and learn your common exception words for Year One which are available in a list on Tapestry.