TELFORD INFANT SCHOOL
LOVING LEARNING

Every child to be an inquisitive, resilient and successful learner who is eager for their next challenge.

Welcome to Year One!

September 2026

Aims of our Welcome Presentation

- To provide you with an opportunity to meet the year group team
- To advise you of our year group routines
- To give you an overview of learning in your child's year group

Year One Team

- Amber Class – Mrs Merion Shippam
- Primrose Class – Ms Rachel Pope and Mrs Natalie Jarvis
- Sunshine Class – Ms Louise Edwards
- KS1 Learning Support – Mrs Lister, Mrs Thickett and Mrs McClenaghan.
- Intervention Support – Mrs Wheatley, Mrs Virk, Mrs Birchall, Mrs Beadle, Mrs Smith and Mrs Pugsley.
- <u>Other key members of staff:</u>

Headteacher: Ms Roberts
Assistant Headteachers: Mrs Jo Green and Mrs Kate Walsh

Key Stage One Leader: Mrs Jo Green

Office staff: Mrs Sandy Madahar and Miss Hannah Turner

PPA cover: Mrs Pugsley, Mrs Smith (Forest School) and PPA Cover Ltd (PE)

SENCO: Mrs Jarvis

The Year Ahead

Long Term Plan

- **Autumn 1** – The Wonderful World of Julia Donaldson
- **Autumn 2** – All Around Me
- **Spring 1** – To Infinity and Beyond
- **Spring 2** – Into the Woods
- **Summer 1** – William Shakespeare

Mary Arden's Farm learning visit, approx. £20.00

- **Summer 2** – A Trip Around The United Kingdom

Routines

- **Start of day**
- **Fruit & milk**
- **Lunchtimes**
- **End of day**
- **PE – set day, named kit is very important**
- **Doors to use in and out of school**
- **Attendance and punctuality**

Typical Day

- Morning Challenge
- Register
- Maths
- Phonics
- Playtime with fruit and milk/ water
- Guided reading
- English
- Provision Time – inside and outside
- Lunchtime
- Maths Blast
- Foundation subjects/ wider curriculum with Provision Time
- Whole school assembly

RULES MATTER

1. We make safe choices.

2. We are kind, polite and caring.

3. We are proud of our school.

safe

kind

proud

What your child needs to bring to school

- Water bottle – already filled
- Book bag
- Individual school reading book in plastic wallet
- Named PE kit
- Suitable coat
- Wellies to leave in school for OPAL

Home Learning

- Home learning take away menu which is optional

Autumn 1 – The Wonderful World of Julia Donaldson

Year 1 Optional home learning

This is a takeaway menu of home learning for you and your child to choose from should you wish to complete any learning activities together at home. Please share anything that you do complete with us via your child's Tapestry account.

We look forward to seeing what you have been up to.

Use a computer or tablet to find out facts about the author Julia Donaldson. Write your facts down and take a photo so that we can share them in class.	Create a picture of The Gruffalo using whatever art materials you have at home. For example, this could be naturally found resources such as leaves, twigs and stones, or paint, crayons, felt tip pens or collage materials. You could also make a model of The Gruffalo from playdough or junk.	Share your favourite Julia Donaldson book with your family. Why is it your favourite? Draw a picture of your favourite character and label it if you can.
Pratise quick recall of our number bond to 10 using this online game with an adult https://www.topmarks.co.uk/maths-games/hit-the-button 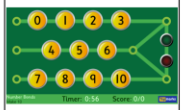	Go on a walk in your garden, nearby park or local area and collect different types of leaves. Compare and talk about the different leaves that you find with a grownup. Do you know the names of the trees that the leaves come from? Can you find out the names of the trees that you don't know?	Make a set of number cards 0-10. Then try the following activities: • Order the cards from smallest to largest and largest to smallest. • Find 1 more/less than a number. • Count on and backwards from any number. • Take a handful of objects and practise counting them accurately.

Please read as often as possible with your child and learn your common exception words for Year One which are available in a list on Tapestry.

Home Learning – Sticky Questions

- Introduced last year across TIS.
- Supports oracy and wider learning and thinking skills.
- Every Friday children will go home with a sticker on their jumper. Please have a conversation at home, encouraging your child to give reasons / details. We will follow up on Monday at school.
- See https://www.thephilosophyman.com/stickyquestions

Home Learning

- Daily reading – little and often is best
- Learn to spell and read the Year One common exception words

Tapestry

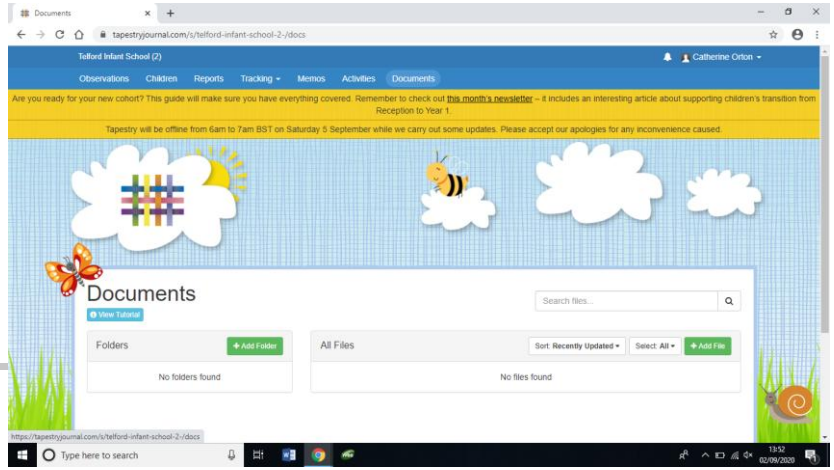

- Reading sessions
- Home learning
- Resources, e.g. phonics, common exception words, number formation.

Phonics

- What it looks like:

Phonics taught daily in classes.

Extra adults used to meet the needs of the children.

- How you can help:

Daily reading.

Blending and segmenting of sounds.

Check for understanding.

Learn Year One common exception words.

Year 1 Common Exception Words

the	is	no	one
a	his	go	once
do	has	so	ask
to	I	by	friend
today	you	my	school
of	your	here	put
said	they	there	push
says	be	where	pull
are	he	love	full
were	me	come	house
was	she	some	our
	we		

twinkl visit twinkl.com

Reading

- What it looks like:

Group/ guided reading

Individual reading

Whole class story times

- How you can help?

Read as often as possible with your child.

Talk about books.

Read a range of texts to/with your child.

The 100 book challenge

Telford Infant School

- Copies of the books for the '100 Books Challenge' are in the library for children to borrow.
- Every child will receive their own '100 Book Challenge' list to tick off the books as they read them.
- Children will receive a certificate when they have read all 100 books.



Writing

- What it looks like:

Discrete writing skills session each week.

Taught writing skills applied through writing tasks across the curriculum or linked to topic.

Spelling rules and common exception word spellings are taught.

Writing for a purpose.

Whole class/ whole group shared writing to model.

Discrete handwriting sessions – print font to focus on correct formation, orientation and size.

- How you can help:

Value all writing your child produces.

Writing activities with a purpose or reason.

Model writing/ shared writing.

Mathematics

- What it looks like:

Mastery approach

Maths fluency through Maths Blast sessions

Skills are taught during maths sessions.

Variety of practical resources used.

- How you can help:

Practise number formation

Practise counting forwards and backwards and in steps of 2, 5 and 10.

Play board games that involve counting/ track games for counting on.

Using coins – giving change/ making totals.

Telling the time to o’clock and half past.

Assessment

Hand over from Reception teachers.

The children are assessed through teachers looking at all aspects of their learning across all subjects throughout the year.

Learning reviews take place in October and March to share your child's achievements and talk about next steps

Written reports are provided in July.

Statutory Year 1 Phonics Screening Check in June.

Building Learning Power

- Weekly assembly
- Dedicated learning power lessons each week and incorporated into all learning

Pupil Leadership

- School Council
- OPAL Champions
- Sports Ambassadors

Outdoor Learning

- We learn outside as often as we can in the school grounds and our dedicated Year 1 outdoor classroom.
- Children need to come to school with a suitable coat.

iPad and online safety rules

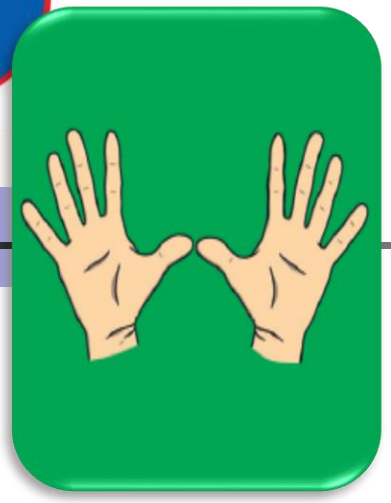

Carry the iPad with 2 hands.

Sit down with the iPad.

Share the iPad carefully.



Stop when a grown up asks you to.

If something online upsets you tell a grown up.

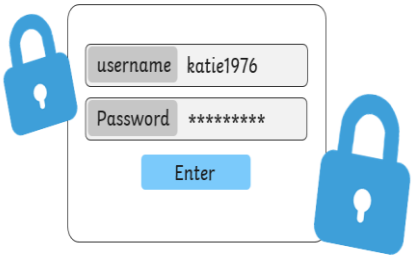

Do not share passwords or personal information.

Only use websites when you have asked a grown up.

Common Sense Media

This is a really useful website to check if you want to find out more about suitability and see age-based reviews.

https://www.commonsensemedia.org/reviews/category/game/age/3+5/wizard/service

NSPCC

What are parental controls?

Parental controls allow you to block and filter upsetting or inappropriate content. They work across your WiFi, phone network, individual apps and devices.

Parental controls can help you to:

- plan what time of day your child can go online and how long for
- create content filters to block apps that may have inappropriate content
- manage the content different family members can see

https://www.nspcc.org.uk/keeping-children-safe/online-safety/parental-controls/

Things to consider if your child games online:



- age ratings of games they play
- messaging and contact functions on the games
- in-game purchases
- trolling, griefing and scams
- how to report problems
- where they can get further support.

Communication

- Morning/afternoons
- Letters – Friday correspondence
- Newsletters
- Website
- Learning Reviews
- Parent questionnaires

Remember we need to know who is collecting your child if it isn't you!

How to get involved further in our school community

- Individual reading in class
- PTA
- Volunteer
- Accompany us on learning visits
- Share a skill

Thank you for your time

Together we will ensure that your child has a brilliant year in Year One!

Any questions?

Please feel free to contact the Year One team via the school email address.