


Spring 1 – To Infinity and Beyond Year 1 Optional Home Learning




This is a takeaway menu of home learning for you and your child to choose from should you wish to complete any activities at home. Please upload your completed learning onto your child's Tapestry account.



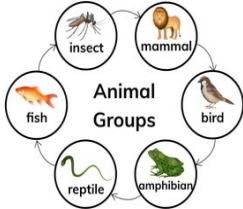
Make a 3D model or drawing of the moon and its surface; you could include craters, the American flag, footprints, astronauts or space vehicles.





Login to Education City using your child's account details. Play the games that we have allocated to you in the classwork section. These games have been chosen specifically to reinforce some of the learning that we are completing in school this half term.



Choose an animal – what facts can you tell us about it? E.g. name, where it lives, what it eats and what animal group it is in. You could draw a picture of your chosen animal and label its key features.



Research a famous astronaut and make a poster about them. You could use non-fiction books or the internet to find out some facts. Think about how you could present the information. Can you add pictures or appropriate decoration to your poster to make people want to read it?

Spend some time practising your number bonds for the numbers within and including 10 and the bonds to 20, so that you can recall them quickly. The Hit the Button game on the Top Marks website is a fun way to practise.

<https://www.topmarks.co.uk/maths-games/hit-the-button>

Visit the local library and borrow some non-fiction books about space, astronauts or space travel. Can you show your grownups at home how to use a contents page? What new facts can you find out about space, astronauts or space travel? We would love to hear your space themed facts on Tapestry.



Please remember to read as often as possible with your child; little and often makes the most difference.